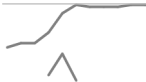




Provider Activity

Monthly Trend	Measure	Actual	1 Yr Ago	Variance %
	Unique Clients	27	4	575%
	Admits	23	4	475%
	Discharges	3		
	Service Hours	53	-	

▲ > 10% Over 1 Yr Ago ▼ > 10% Under 1Yr Ago

Clients by Level of Care

Program Type	Level of Care Type	#	%
Mental Health	Case Management	27	100.0%

Client Demographics

Age	#	%	State Avg
18-25			9%
26-34	1	4%	19%
35-44	7	26%	26%
45-54	14	52%	18%
55-64	5	19%	18%
65+			10%

Gender	#	%	State Avg
Male	22	81%	60%
Female	5	19%	40%
Transgender/Other			0%

Ethnicity	#	%	State Avg
Hispanic-Other	25	93%	12%
Non-Hispanic	1	4%	64%
Unknown	1	4%	14%
Hispanic-Cuban			0%
Hispanic-Mexican			1%
Hisp-Puerto Rican			10%

Race	#	%	State Avg
Other	9	33%	12%
Multiple Races	7	26%	1%
Black/African American	6	22%	18%
White/Caucasian	5	19%	58%
Am. Indian/Native Alaskan			1%
Asian			1%
Hawaiian/Other Pacific Islander			0%
Unknown			10%

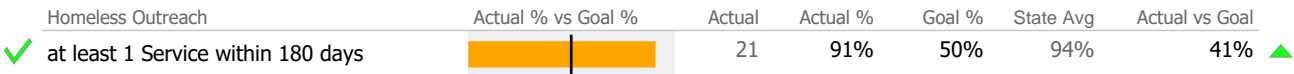
Unique Clients | State Avg ▲ > 10% Over State Avg ▼ > 10% Under State Avg

Survey Data Not Available

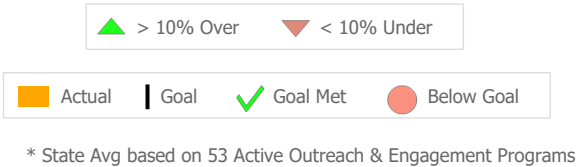

Program Activity

Measure	Actual	1 Yr Ago	Variance %
Unique Clients	27	4	575% ▲
Admits	23	4	475% ▲
Discharges	3	-	
Service Hours	53	-	

Service Engagement



Data Submitted to DMHAS for Month



Program Activity

Measure	Actual	1 Yr Ago	Variance %
Unique Clients	0		
Admits	-	-	
Discharges	-	-	
Service Hours	-	-	

Data Submission Quality

Data Entry	Actual	State Avg
Valid NOMS Data	<div><div></div></div>	N/A 96%
Valid TEDS Data	<div><div></div></div>	N/A 69%
On-Time Periodic		Actual State Avg
6 Month Updates	<div><div></div></div>	N/A 64%

Discharge Outcomes

	Actual % vs Goal %	Actual	Actual %	Goal %	State Avg	Actual vs Goal
Treatment Completed Successfully	<div><div></div></div>	N/A	N/A	50%	50%	N/A

Recovery

National Recovery Measures (NOMS)	Actual % vs Goal %	Actual	Actual %	Goal %	State Avg	Actual vs Goal
Abstinence/Reduced Drug Use	<div><div></div></div>	N/A	N/A	55%	67%	-55% ▼
Employed	<div><div></div></div>	N/A	N/A	50%	37%	-50% ▼
Improved/Maintained Function Score	<div><div></div></div>	N/A	N/A	75%	37%	-75% ▼
Not Arrested	<div><div></div></div>	N/A	N/A	75%	83%	-75% ▼
Self Help	<div><div></div></div>	N/A	N/A	60%	37%	-60% ▼
Stable Living Situation	<div><div></div></div>	N/A	N/A	95%	79%	-95% ▼

Service Utilization

	Actual % vs Goal %	Actual	Actual %	Goal %	State Avg	Actual vs Goal
Clients Receiving Services	<div><div></div></div>	N/A	N/A	90%	87%	N/A ▼

Data Submitted to DMHAS for Month

	Jul	Aug	Sep	Oct	Nov	Dec	Jan	Feb	Mar	Apr	May	Jun	% Months Submitted
Admissions													0%
Discharges													0%

1 or more Records Submitted to DMHAS

▲ > 10% Over ▼ < 10% Under

Actual Goal ✓ Goal Met ● Below Goal

\* State Avg based on 21 Active Buprenorphine Maintenance Programs